



23"

## A.R.E. DCU BUILD OPTIONS HEIGHT OPTIONS



26"



29"



36"


Depending on the needs of your business or requirements, A.R.E. allows you to choose one of these prefabricated dimensions that are the most popularly asked for, or you can specify exactly what height you would like on your Commercial Unit.




Wedge  
Design



## A.R.E. DCU BUILD OPTIONS INTERIOR OPTIONS



Standard Interior



Carpeted Roof Interior



Metal Skinned Interior



Complete Carpeted Interior



No Window



Clear Mitered Picture Window



Window with Security Screen



Clear Mitered Sliding Window



**A.R.E. DCU BUILD OPTIONS**  
**REAR DOOR OPTIONS**



Standard Half Lift Door  
Glass Insert Additional  
\$75



Single Full Door  
Glass Insert Additional  
\$75



Double Full Door  
Glass Insert Additional  
\$75



HatchBack Door  
Glass Insert Additional  
\$75



## A.R.E. DCU BUILD OPTIONS SIDE DOOR OPTIONS



Solid Sides  
Standard



Full Length  
Doors



Double Side  
Doors



Double Side  
Doors w/ glass



Windoor Sides



Side Sliding  
Windows




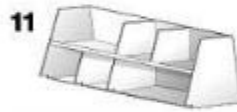


No Toolbox  
Sides



Toolbox Sides



## A.R.E. DCU BUILD OPTIONS TOOLBOX SHELVING OPTIONS



These options are all priced differently, the different positions of the shelving are how they will be appearing in the toolbox shown top left. If you choose to have a toolbox, but no shelving, the appearance will be identical to the top left picture shown as just an enclosed box with side door access. Please also note that double door sides may have some limitations on availability.



## A.R.E. DCU BUILD OPTIONS ROOF RACK OPTIONS



Standard with No Rack



Light Duty Rack w/  
Center Support



Heavy Duty Rack w/ 2  
Center Supports



Double Locking for  
Standard Ladders

If you have chosen to have a wedges unit the options for the ladder rack are limited to standard and the light duty racks. This is due to the design of the shell and the slope of the front of the unit.



## A.R.E. ADDITIONAL OPTIONS



### BACK-UP CAMERA OPTION

Available as an option on all DCU and  
Diamond Edition DCU caps

3 Available Options

- Back-up Camera with 7" monitor
- Back-up Camera with 7" monitor and  
dashboard mount
- Back-up Camera with wiring harness  
(uses trucks existing monitor)



A.R.E. is now offering BackUp Camera Systems, interior L.E.D. Rope Lights, both in the tool box area and inside the bed space. They include the Bolt Lock with coding to your truck key for all the locks for free but are now also offering the E-Lock Keyless Entry Option on the D.C.U. units.

Now that you have had an opportunity to select all the options for your D.C.U., please either e-mail a copy to [fredtrailers@yahoo.com](mailto:fredtrailers@yahoo.com) or you can fax it to 904.724.3735, whichever is easier for your convenience.

***Don't forget to look at the [CargoGlide](#) page for a great addition to your commercial unit, this will transform your truck bed into the work zone at any job site.***